



www.jamaicaobserver.com JOL LECTURE SERIES Jamaica Observer Limited



SOCIAL STUDIES
with
Charmaine Fuller-Wallace

LESSON 4

SCHOOL BASED ASSESSMENT (SBA)



This week we will continue to look at the School Based Assessment (SBA)

TASK 5: PROCEDURES FOR DATA COLLECTION

(2 MARKS)

A step by step outline of the process or method that was used to collect the data from the sample must be given. Begin by mentioning the instrument used and the quantity distributed and collected/returned. **Describe the process of data collection by responding to the following questions.**

- ★ **WHICH instrument was used?** The instrument that was used is printed questionnaires. The questionnaire had 19 questions including the demographic data. There were 14 closed-ended and four open-ended questions.
- ★ **WHO received the instruments?** Include also sample size. (Characteristics of the sample) **For Example:** Twenty five instruments were distributed to 15 males and 10 females in the 20 – 50 age group/to teenage moms/to males in the 18 and over age group/to females in the 25 and over age group.
- ★ **WHO collected the data?** The researcher/writer/investigator with the assistance of a friend collected the data.
- ★ **WHAT data collection method was used?** Random sampling or deliberate selection was done. **For Example:** Every 5th household was given a questionnaire.

- ★ **WHEN was this exercise done?** Indicate period, **for example**, the data collection period was two weeks from August 8-15, 2019
- ★ **WHERE was the data collected?** The location from where the data was collected.
- ★ **HOW was the data collected?** The researcher/researcher and a relative distributed and collected the instruments by hand.
- ★ **WHY** is this procedure necessary? It was necessary as it ensures accurate data and it was the only way the researcher had in accessing data, which is both valid and reliable.

IMPORTANT: The **sample size** is an estimated number percentage (preferably) of the specific population involved in the research. It is recommended that for smaller populations, a minimum of 20 instruments are distributed while for larger ones 30-50.

TASK 6: PRESENTATION OF DATA

(6 MARKS)

Write a brief summary indicating the number of instruments distributed and collected. Include how the data will be presented.

FOR EXAMPLE: A total of 20 questionnaires were distributed and collected. Data will be presented in the form of statements and diagrams such as tables, bar graphs, histograms and pie charts.

JOL SOCIAL STUDIES continued from previous page

PLEASE NOTE:

- Demographic data may be presented in the form of statements. Demographic data includes: gender, age group, place of residence.
- Graphs and charts should be identified as figures for example (Figure 1: bar graph showing the categories of child abuse).
- Tables are identified as tables, for example (Table 1: Showing the factors that increase a person/s risk for abusing a child [see below]).

- All graphs and charts must have a key.
- Graphs must be clearly labelled that is the x-axis and the y-axis and the title.
- Diagrams must be in a box.
- An indication of the source must be beneath each diagram /outside of the box stating fieldwork, (date-optional) and year.
- A brief explanation (one or two sentence/s) should also be at the bottom.

Factors that increases a person/s risk for abusing a child	Number of Respondents	Percentage of Respondent	Tally
History of child abuse or neglect during their own childhood.	9	45%	11111 1111
Lack of support from family members, friends, neighbours or the community.	13	65	11111 11111 111
Physical or mental Health conditions such as depression, anxiety.	15	75%	11111 11111 11111
Poor parent-child relationship.	4	20%	1111
Lack of parenting skills to deal with the struggles and pressures of raising a child.	16	80	11111 11111 11111 1
Having a drug/substance use disorder.	12	60%	11111 11111 11
Family stress or crisis caused by domestic violence, relationship turmoil, separation or divorce.	15	75%	11111 11111 11111
Socio-economic stress from financial issues or unemployment/ underemployment.	18	90%	11111 11111 11111 111
Other	3	15%	111

Source: Field Work 08/08/201

Ninety percent of the respondents or eighteen persons stated that socio-economic stress from financial issues or unemployment/ underemployment increases the risk of a child being abused by their parent/ guardian. Another 80% believe it is caused by the lack of parent skills to deal with the struggles and pressures of raising a child, while 75% believe it is because of family stress or crisis caused by domestic violence, relationship turmoil, separation or divorce.

TASK 7: ANALYSIS AND INTERPRETATION OF DATA

(8 MARKS)

The task analysis and interpretation should show a clear interrogation of the data. Ensure the problem statements are well explored. In order to get maximum points, the following should be done:

- Give an overview of the problem and area of research as well as target group in the first paragraph.
- Make inferences based on data collected.
- Address/interpret and analyse all questions on the instrument.

- Make references to figures, tables, quotations as well as the rationale.
- Use terms such as majority, minority, trends, unanimous, none/no one and others when analysing and interpreting the data.
- Use related literature such as books, newspaper clippings and articles to support the data.
- Cite sources in the body to support, expound on or refute a point (Optional).

NOTE: Sources used must be visible in the bibliography/reference page.




TASK 8: STATEMENT OF FINDINGS

(3 MARKS)

This should represent three findings gathered from the data collected from the research questions. **Ensure the Problem Statement (s) is/are in the findings.**

EXAMPLE

The Findings are:

-  Ninety percent of the respondents or eighteen persons stated that socio-economic stress from financial issues or unemployment/ underemployment increases the risk of a child being abused by their parent/guardian. Another 80% believe it is caused by the lack of parenting skills to deal with the struggles and pressures of raising a child, while 75% believe it is because of family stress or crisis caused by domestic violence, relationship turmoil, separation or divorce.
-  Ninety percent of respondents stated that children who are being mistreated or abused may exhibit behaviours such as aggression and social withdrawal, while 75% says these children may turn to drugs.
-  All respondents agreed that if someone suspects that a child is being abused they should call CDA or tell the school counsellor.

PLEASE NOTE: If you only wrote one or two problem statements you should write other suitable findings. Ensure you follow your teacher's suggestion/s.

JOL SOCIAL STUDIES continued from previous page

TASK 9: RECOMMENDATIONS AND IMPLEMENTATION STRATEGY

(3MARKS)

Identify the solutions: Two solutions based on findings are required. First, identify the recommended solution to two of the three findings.

Then, justify why your solution will work: The next part of the question requires the researcher to write the strategy that will be employed to realise ONE of the recommendations made. Include who will provide assistance and where it will be done and justify why the solution will work. Remember this must be practical and realistic.

WRITING SKILLS

(4 MARKS)

These are four very important marks. Therefore ensure your teacher assists you as you progress with the SBA. You can also ask someone to proofread your project before submitting the same to the teacher.

OVERALL PRESENTATION

(4 MARKS)

Ensure the project is in a clean cover. Include a cover page, title page and ensure each task is in the correct order. Also, the presentation, whether handwritten or typed should be neat and legible.

COVER PAGE: The cover page must be as neat and as simple as possible. Pictures used must be in keeping with the topic.

THE TITLE PAGE: This comes immediately after the Cover Page. On this page, students should type the title only on this page.

ACKNOWLEDGEMENTS: This should be brief and should be done when the project is near completion. Acknowledge the contribution of **individuals** who assisted with the research.

PLEASE NOTE: The cover page is # 1, the title page is #2 and the content page is #4.

SAMPLE CONTENT PAGE

Table of Contents

Acknowledgements.....	3
Problem Statement.....	5
Reason for Selecting the Topic	6
Method of Investigation.....	6
Instrument used to collect data.....	7
Procedure for Data collection	9
Presentation of Data.....	10
Analysis and Interpretation of Data.....	14
Findings.....	18
Recommendations and Implementation Strategy.....	19
Reference/Bibliography.....	20

REFERENCE/BIBLIOGRAPHY: All sources including web sources that were used in the research must be placed here. Sources must be double spaced and listed in alphabetical order and as much as possible students should adhere to APA guidelines.

GLOSSARY: This is **not compulsory**. However, any jargon/words/terms used that are not Standard English must be explained here.

Have a Productive Week.

Charmaine Fuller-Wallace.

✉ E-mail: charmief2@yahoo.com